

SPECIFICATIONS

HIGHLANDER® SPREADER

Hopper Length	Level Capacity	Width	Height	Length O.A. (approx)	Level Capacity with Hopper Extensions					
					2"	4"	6"	8"	10"	12"
8'	5.0	80"	52"	10'	5.2	5.5	5.9	6.2	6.5	6.9
9'	5.5	80"	52"	11'	5.9	6.2	6.6	7.0	7.4	7.7
10'	6.1	80"	52"	12'	6.5	6.9	7.3	7.7	8.2	8.5
11'	6.8	80"	52"	13'	7.3	7.7	8.0	8.6	9.1	9.4
12'	7.3	80"	52"	14'	7.9	8.4	8.7	9.4	9.9	10.2
13'	8.0	80"	52"	15'	8.5	9.1	9.6	10.1	10.7	11.2
14'	8.7	80"	52"	16'	9.3	9.9	10.4	11.0	11.6	12.2
15'	9.3	80"	52"	17'	9.9	10.5	11.2	11.8	12.4	13.0
16'	10.0	80"	52"	18'	10.5	11.2	11.9	12.5	13.2	13.9

Other sizes and dimensions are available upon request.

Note: To figure the load any model will carry, use these approximate material weights:

1 cubic yard dry salt: 2200 lbs & 1 cubic yard wet sand: 3300 lbs.

Distributed By:

Manufactured By:



670 Wilbur Ave.
Greenwich, NY 12834
Mailing Address:
P.O. Box 98, Schuylerville, NY 12871
Phone: 518-584-4400 | Fax: 518-584-6630
Email: tarco@tymetal.com
www.FMTARCO.com



Tymetal Corp. reserves the right to change any product specifications, design or materials without notice. © 2024 Tymetal Corp. All rights reserved.
Updated 1/24

TARCO®

SNOW & ICE CONTROL SPREADERS



Manufactured by:



All purpose conveyor-type V-Box Spreader for salt, sand mixtures and chips.

HIGHLANDER® SPREADER

518-584-4400 www.FMTARCO.com

HIGHLANDER® SPREADER

The Highlander® Spreader, manufactured by TYMETAL, is a perfect solution for the ice and snow control professional. This model provides spreading accuracy for maintenance applications of salt, sand, mixtures and chips.

POWER UNITS

Model HL-HY2 This unit is a high torque, low speed hydraulic motor coupled to a cast iron 50:1 right angle gearbox. A separate hydraulic motor is directly coupled to the spinner.

Model HL-HY3 This unit is equipped with dual hydraulic motors driving both ends of the conveyor drive shaft with a roller drive at 4.7:1 reduction. This unit has no gearbox. A separate hydraulic motor is directly coupled to the spinner.

Model HL-G-HY2 This unit is powered by a self-contained hydraulic system equipped with a 23 HP gasoline engine, hydraulic pump and oil reservoir. A hydraulic motor is coupled to a cast iron 50:1 right angle gearbox.

Model HL-D-HY2 This unit is powered by a self-contained hydraulic system equipped with a 25 HP diesel engine, hydraulic pump and oil reservoir. A hydraulic motor is coupled to a cast iron 50:1 right angle gearbox.

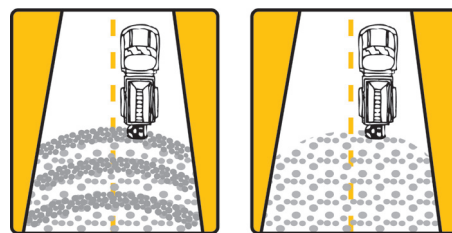


Chevron Conveyor System (Optional)

The Chevron Conveyor is 24" wide to eliminate material bridging. Tensile strength – 21,000 lbs. The Chevron Conveyor System's bar and chain construction continuously feeds material to the spinner disc for an even spread pattern.

HOPPER BODY CONSTRUCTION

The hopper body has fully welded sides, end sheets and is constructed of 10 gauge hot roll steel (A36) or type 304 stainless steel. It is equipped with an adjustable rack & pinion discharge gate with a rubber seal. The wear plate is constructed of 3/16" thick abrasion resistant steel and is easily replaceable. The hopper top edge is channel formed for strength and the sides are sloped at 45° to insure free flow of material. The hopper sides and conveyor are formed with one sheet of steel to eliminate the potential for rust at horizontal welded seams, which adds to spreader life. Brake formed side support gussets provide additional structural strength along with channel cross sills to support the conveyor and side supports. The hopper features a unique bolt-on tailpiece constructed from 1/4" thick steel and is easily replaceable. Four (4) hopper lift loops and dump body hold down equipment are also supplied with the spreader as standard equipment. Steel units are properly cleaned and epoxy primed before top coat paint is applied. You have your choice of finish color may be either yellow or orange. Stainless steel units are left natural unpainted stainless steel.



Chevron Spread Pattern (Optional)

The image on the left illustrates the uneven spread pattern typical of an ordinary bar conveyor. The Chevron Conveyor provides an even, non-pulsated spread pattern, as seen in the illustration on the right.

OPTIONS

Chevron Conveyor Chain System

Top Mounted Spinner Motor

**Conveyor Bridge
(Standard on 12' Hoppers & Up)**

**Built-In Hopper Extensions
(for Increased Capacity)**

**Extended Grease Lines
& Take Up Rods**


Tailgate Locking Bar

25:1 Gearbox

Chassis Mounting Packages

**Catwalks
(HR, Aluminum or Stainless)**

LED Light Bar



Top Screen

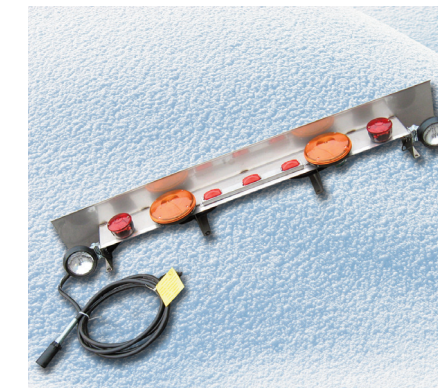
Heavy duty top screens are constructed of 3/8" diameter rods welded to 1/4" x 2" bars on edge to form 2 - 1/2" square openings. These screens are securely hinged to the structural steel pipe with 3/4" diameter plated pins/cotters.

Highlander® Spreaders are manufactured to the same high quality specifications as all other TARCO® products. The TARCO® rugged, all purpose conveyor-type V-box spreader is available in 8 feet through 16 feet lengths to fit a variety of snow fighting trucks.

STANDARD CONVEYOR SYSTEM

The bar flight design is 24" wide with flight dimensions of 3/8" x 1-1/2" cross sections every other link.

The conveyor has a pintle side link chain with 2.25" pitch and 21,000# tensile strength per strand. Conveyor chain side links are protected by welded chain aprons. Drive sprockets are 8 tooth cast iron, keyed and set screwed to a 2" diameter drive shaft supported by a 2" flange bearing. The spring loaded front idler assembly uses a roller. The idler assembly has 4" of adjustment, no sprockets required. This reduces conveyor chain friction and prolongs conveyor chain life. The idler roller shafts are supported by 1-1/4" diameter flange type grease able bearings.




Light Bar (Optional)

The light bar assembly is constructed from type 304 stainless steel and consists of a center cluster of three (3) light cluster, two (2) red stop/tail/directional lights, two (2) amber 7" diameter flashers and two (2) white 4" diameter adjustable spot lights.

SPINNER ASSEMBLY

The spinner disc is 20" in diameter with six (6) molded directional polyurethane vanes. The hydraulic motor is direct bottom mount under the disc. The distributor chute assembly is fully enclosed and has two (2) internal baffles to provide the desired spread pattern to the left, right or directly behind the spreader. Four (4) material deflectors are provided to regulate the pattern of material being spread from 8 feet to 40 feet by the use of chains, no additional tools required.



Tip Up Spinner Assembly

Spinner assembly can be easily tipped up between storms for unloading unused material, windrowing or flat storage in the summer months.



- Snow and Ice Equipment
- All Season Dump Bodies
- Leaf Loaders

518-584-4400 | www.FMTARCO.com