

**\*\*KEEP THIS MANUAL\*\***



TARCO® PAK - MOR  
SAFETY MANUAL




FORT MILLER FAB3 CORP.  
678 WILBUR AVE.  
GREENWICH, NY 12834  
[www.fmfab3.com](http://www.fmfab3.com)  
TEL. 518-584-4400  
FAX. 518-584-6630

**WARNING**

Read and understand operator's manual before using this equipment.

Failure to follow operating instructions could result in death or serious injury.



**\*\*IMPORTANT SAFETY INFORMATION\*\***



Thank you and congratulations on your recent purchase.  
Please take time reading and understanding the manual before operating the equipment.  
Fill in the following information, so that it is at hand when needed.

MODEL \_\_\_\_\_  
SERIAL NO. \_\_\_\_\_  
DATE OF PURCHASE \_\_\_\_\_



**\*\*\*The operator must carefully read and follow any warnings, safety sign and instructions provided with or located on the equipment.\*\*\***

**\*\*\*Please keep a copy of the manual in the cab so that it may be consulted by the operator.\*\*\***






**\*\*\*Do not allow untrained operators to use this equipment as serious injury, death or equipment damage could result.\*\*\***

**\*\*\*FOR WARNING/NOTICE DECALS THAT ARE MISSING OR NOT LEGIBLE, OR FOR MANUAL REPLACEMENT COPIES, OR IF YOU HAVE QUESTIONS OR CONCERNS CONTACT FORT MILLER FAB3\*\*\***  
(518)-584-4400 or [www.fmfab3.com](http://www.fmfab3.com)

**\*\*IMPORTANT SAFETY INFORMATION\*\***

**SIGNAL WORDS & DEFINITIONS**

*\*SYMBOLS USED IN THE MANUAL AND ON THE MACHINERY\**

	<b>SAFETY ALERT SYMBOL USED TO ALERT OF POTENTIAL PERSONAL INJURY HAZARDS. OBEY ALL SAFETY MESSAGES THAT FOLLOW THIS SYMBOL TO AVOID POSSIBLE INJURY OR DEATH.</b>
	<b>DANGER INDICATES A HAZARDOUS SITUATION WHICH, IF NOT AVOIDED, WILL RESULT IN DEATH OR SERIOUS INJURY.</b>
	<b>WARNING INDICATES A HAZARDOUS SITUATION WHICH, IF NOT AVOIDED, COULD RESULT IN DEATH OR SERIOUS INJURY.</b>
	<b>CAUTION USED WITH THE SAFETY ALERT SYMBOL, INDICATES A HAZARDOUS SITUATION WHICH, IF NOT AVOIDED, COULD RESULT IN MINOR OR MODERATE INJURY.</b>
	<b>NOTICE IS USED TO ADDRESS PRACTICES NOT RELATED TO PERSONAL INJURY.</b>

**\*\*\*FOR WARNING/NOTICE DECALS THAT ARE MISSING OR NOT LEGIBLE, OR FOR MANUAL REPLACEMENT COPIES, OR IF YOU HAVE QUESTIONS OR CONCERNS CONTACT FORT MILLER FAB3\*\*\***

(518)-584-4400 or [www.fmfab3.com](http://www.fmfab3.com)

**\*\*IMPORTANT SAFETY INFORMATION\*\***



**A WARNING SYMBOL INDICATES A HAZARDOUS SITUATION WHICH, IF NOT AVOIDED, COULD RESULT IN SERIOUS INJURY OR DEATH.**

- **⚠ WARNING** DO NOT OPERATE MACHINERY WITHOUT READING AND UNDERSTANDING THIS MANUAL. **FAILURE TO FOLLOW THIS INFORMATION CAN LEAD TO MACHINE DAMAGE, SERIOUS INJURY, OR EVEN DEATH.**
- **⚠ WARNING** USE ALL MACHINERY FOR ITS INTENDED USE. **FAILURE TO FOLLOW THIS INFORMATION CAN LEAD TO MACHINE DAMAGE, SERIOUS INJURY, OR EVEN DEATH.**
- **⚠ WARNING** DO NOT MODIFY EQUIPMENT. **FAILURE TO FOLLOW THIS INFORMATION CAN LEAD TO MACHINE DAMAGE, SERIOUS INJURY, OR EVEN DEATH.**
- **⚠ WARNING** ANY MISS USE OR MODIFICATION TO THE EQUIPMENT **CAN LEAD TO MACHINE DAMAGE, SERIOUS INJURY, OR EVEN DEATH.**
- **⚠ WARNING** DO NOT RIDE ON MACHINERY. **FAILURE TO FOLLOW THIS INFORMATION CAN LEAD TO MACHINE DAMAGE, SERIOUS INJURY, OR EVEN DEATH.**



**\*\*\*FOR WARNING/NOTICE DECALS THAT ARE MISSING OR NOT LEGIBLE, OR FOR MANUAL REPLACEMENT COPIES, OR IF YOU HAVE QUESTIONS OR CONCERNS CONTACT FORT MILLER FAB3\*\*\***

(518)-584-4400 or [www.fmfab3.com](http://www.fmfab3.com)

**\*\*IMPORTANT SAFETY INFORMATION\*\***

**IMPORTANT SAFETY INFORMATION**

**TO THE OPERATOR**

Prior to using the TARCO® PAK-MOR, you must be properly trained in the full operation of the machine. This would include but not be limited to a complete review of the operating and safety manual and a complete understanding of all safety procedures including the safety decals and information on the machine. If there is something you do not understand, ask your supervisor to explain it to you. If you require additional manuals or decals, please contact your dealer or the manufacturer.

Make sure all the manufacturers' protective guards, shields, and screens are in good repair, in place, and securely fastened. Damaged, missing, or weakened safety components can create a hazardous situation for the operator. NEVER remove or modify any safety components on this equipment.

Wear all the protective clothing and personal safety devices issued to you or called for by the job conditions. This may include but is not limited to hard hat, safety shoes, safety glasses or goggles, heavy gloves, hearing protection, reflective clothing or wet weather gear. Remember, you are responsible for your safety and that of your co-workers. Good safety practices protect you and the people around you.

**NEVER ride on any part of the equipment or trailer when operating the machine or at any time. Never modify the machine for riders in any way. Prior to operating this machine, be certain that all operators can ride safely in the truck or vehicle being used to trailer the machine. If your machine has been altered to accommodate riders, remove these alterations immediately as this can result in serious injury or death. A "NO RIDERS" decal should be in place. Please request these from your dealer or use the web to request them from Fort Miller FAB3 Corp. (518)-584-4400 or [www.fmfab3.com](http://www.fmfab3.com).**

**\*\*IMPORTANT SAFETY INFORMATION\*\***

**! WARNING**












**A WARNING SYMBOL INDICATES A HAZARDOUS SITUATION WHICH, IF NOT AVOIDED, COULD RESULT IN SERIOUS INJURY OR DEATH**



- ! WARNING** DO NOT operate unit without wearing proper safety equipment as described in this manual.
- ! WARNING** DO NOT operate, maintain or repair this unit without fully reading and understanding ALL aspects of this manual.
- ! WARNING** DO NOT lubricate, make any adjustment or repairs before proper LOCK OUT/TAG OUT is performed.
- ! WARNING** DO NOT operate the unit while under the influence of alcohol, drugs, or any medication that could impair operating abilities.
- ! WARNING** DO NOT operate the unit with ANY guards or safety devices broken, missing, or inoperable.
- ! WARNING** DO NOT operate the unit without fully inspecting the unit for any damage or leakage.
- ! WARNING** DO NOT use equipment that is not safe.
- ! WARNING** DO NOT operate the unit if all function are not in good working order.
- ! WARNING** DO NOT operate unit in a state of disrepair.
- ! WARNING** DO NOT ride, sit or stand on the unit while in use.
- ! WARNING** DO NOT place hands or feet near moving or rotating parts.
- ! WARNING** DO NOT jump from the vehicle.
- ! WARNING** DO NOT allow personnel to ride anywhere, except in the cab, when the unit or vehicle is in operation.

\*\*\*FOR WARNING/NOTICE DECALS THAT ARE MISSING OR NOT LEGIBLE, OR FOR MANUAL REPLACEMENT COPIES, OR IF YOU HAVE QUESTIONS OR CONCERNS CONTACT FORT MILLER FAB3\*\*\*  
(518)-584-4400 or [www.fmfab3.com](http://www.fmfab3.com)


**\*\*IMPORTANT SAFETY INFORMATION\*\***

-  **WARNING** DO NOT modify the unit for any reason to allow for riders.
-  **WARNING** DO NOT exceed weight limitations.
-  **WARNING** DO NOT smoke or weld near the unit.
-  **WARNING** DO NOT leave machine running unattended.
-  **WARNING** DO NOT park unit on a steep grade or slope.
-  **WARNING** DO NOT tow the unit without attaching all the safety chains and the breakaway cable.
-  **WARNING** DO NOT fill the fuel tank with the engine running. Allow engine to cool before refueling.
-  **WARNING** DO NOT operate the unit if fuel is spilled or with cap off.
-  **WARNING** DO NOT run the engine in an enclosed area.
-  **WARNING** DO NOT operate engine with an accumulation of combustible material on or around the engine.
-  **WARNING** DO NOT run engine with air cleaner removed.

 **WARNING**

**A WARNING SYMBOL INDICATES A HAZARDOUS SITUATION WHICH, IF NOT AVOIDED, COULD RESULT IN SERIOUS INJURY OR DEATH**



-  **WARNING** DO wear proper safety equipment as described in this manual.

**\*\*\*FOR WARNING/NOTICE DECALS THAT ARE MISSING OR NOT LEGIBLE, OR FOR MANUAL REPLACEMENT COPIES, OR IF YOU HAVE QUESTIONS OR CONCERNS CONTACT FORT MILLER FAB3\*\*\***

(518)-584-4400 or [www.fmfab3.com](http://www.fmfab3.com)

**\*\*IMPORTANT SAFETY INFORMATION\*\***

**⚠ WARNING** **DO** completely read and understand the owner's manual before operating, maintaining, or repairing this equipment.

**⚠ WARNING** **DO** perform proper LOCK OUT/TAG OUT before any adjustment or repairs are made.

**⚠ WARNING** **DO** remove the negative battery cable before doing any maintenance on the unit.

**⚠ WARNING** **DO** follow and obey ALL safety regulations.

**⚠ WARNING** **DO** replace any worn or missing safety decals immediately, for replacements (518)584-4400 or at [www.fmfab3.com](http://www.fmfab3.com)

**⚠ WARNING** **DO** completely inspect the unit before leaving the service garage.

**⚠ WARNING** **DO** watch for pedestrians, animals, and other foreign objects when operating this unit.

**⚠ WARNING** **DO** check the tow tongue before each use for cracks

**⚠ WARNING** **DO** check the impeller, liners and blower housing for cracks and holes daily. Replace if necessary.

**⚠ WARNING** **DO** watch for pedestrians, animals and other foreign material while vacuuming leaves.

**⚠ WARNING** **DO** wear proper safety equipment as described in this manual.

**⚠ WARNING** **DO** inspect and be attentive to what is being vacuumed.

**⚠ WARNING** **DO** follow engine manufacturer's operating and maintenance instructions.

**⚠ WARNING** **DO** check fuel lines and fittings frequently for cracks or leaks. Replace if necessary.

\*\*\*FOR WARNING/NOTICE DECALS THAT ARE MISSING OR NOT LEGIBLE, OR FOR MANUAL REPLACEMENT COPIES, OR IF YOU HAVE QUESTIONS OR CONCERNS CONTACT FORT MILLER FAB3\*\*\*  
(518)-584-4400 or [www.fmfab3.com](http://www.fmfab3.com)



**\*\*IMPORTANT SAFETY INFORMATION\*\***



**A WARNING SYMBOL INDICATES A HAZARDOUS SITUATION WHICH, IF NOT AVOIDED, COULD RESULT IN SERIOUS INJURY OR DEATH**

**⚠️ WARNING** – Before starting the engine or applying power to the machine be sure the suction assembly is securely in place over the suction and discharge openings and ready for operation. Make sure all safety interlock switches are properly contacted and in good working order. Make sure the belt guard is properly secured. **NEVER** place any part of your body or clothing near the suction opening, engine, or belt guard. **SERIOUS PERSONAL INJURY OR DEATH COULD RESULT BY NOT FOLLOWING PROPER SAFETY PRECAUTIONS.**

**⚠️ WARNING** – All safety interlock switches must be tested before each use to ensure interlock switches are in proper working order. Do not operate this machinery if interlock switches are not working correctly, lock this machine out and repair or replace interlock switch before use. **SERIOUS PERSONAL INJURY OR DEATH COULD RESULT FROM AN IMPROPERLY WORKING SAFETY INTERLOCK SWITCH.**

**⚠️ WARNING** – Should the machine develop excessive vibration during operation, immediately shut the machine down and do not restart the machine until the cause of the vibration has been identified and corrected. **NOT FOLLOWING THIS PROCEDURE COULD RESULT IN SERIOUS PERSONAL INJURY OR DEATH.**

**⚠️ WARNING** – Under no circumstances any safety interlock switch be tampered with, bypassed or disabled. ALL Safety interlock switches are to be maintained and in proper working order. **SERIOUS PERSONAL INJURY OR DEATH COULD RESULT FROM IMPROPER SAFETY INTERLOCK SWITCH MAINTENANCE.**

**\*\*\*FOR WARNING/NOTICE DECALS THAT ARE MISSING OR NOT LEGIBLE, OR FOR MANUAL REPLACEMENT COPIES, OR IF YOU HAVE QUESTIONS OR CONCERNS CONTACT FORT MILLER FAB3\*\*\***

(518)-584-4400 or [www.fmfab3.com](http://www.fmfab3.com)

**\*\*IMPORTANT SAFETY INFORMATION\*\***

**⚠️ WARNING** – Never disconnect any suction assembly or get near the suction case inlet opening without first completely stopping the suction impeller, shutting down and positively locking out the power source. **NOT FOLLOWING THESE PROCEDURES COULD RESULT IN SERIOUS PERSONAL INJURY OR DEATH.**

**⚠️ WARNING** – Never inspect or perform maintenance on the suction impeller without first shutting down and positively locking out the power source and be sure the suction impeller has completely stopped rotating. **NOT FOLLOWING THESE PROCEDURES COULD RESULT IN SERIOUS PERSONAL INJURY OR DEATH.**

**⚠️ WARNING** – Keep hands and feet away from the suction shroud opening and the leaf ingester mechanism at all times. Be sure the power source is shut down, positively locked out, and the impeller has completely stopped rotating before inspecting the suction shroud or leaf ingester mechanism. **NOT FOLLOWING THESE PROCEDURES COULD RESULT IN SERIOUS PERSONAL INJURY OR DEATH.**

**⚠️ WARNING** – Personnel operating this equipment should wear ear and eye protection at all times. This equipment produces high decibel noise which could damage hearing over long term exposure. As with any piece of equipment of this nature, eye protection should always be worn to protect against flying debris. **NOT FOLLOWING THESE PROCEDURES COULD RESULT IN SERIOUS PERSONAL INJURY OR DEATH.**

**⚠️ WARNING** – For all machines equipped with a hydraulically operated dumping leaf box the following procedures must be followed. No personnel is permitted on top of the machine. Machines equipped with top screening cannot support the weight of a person. Also, OSHA does not permit a person at an elevated height without the use of fall protection equipment. Prior to dumping the load it is imperative that the suction impeller has come to a complete stop. The operator(s) must be sure the machine will clear all overhead obstructions (power lines, tree limbs, etc.) prior to dumping. **NOT FOLLOWING THESE PROCEDURES COULD RESULT IN SERIOUS PERSONAL INJURY OR DEATH.**

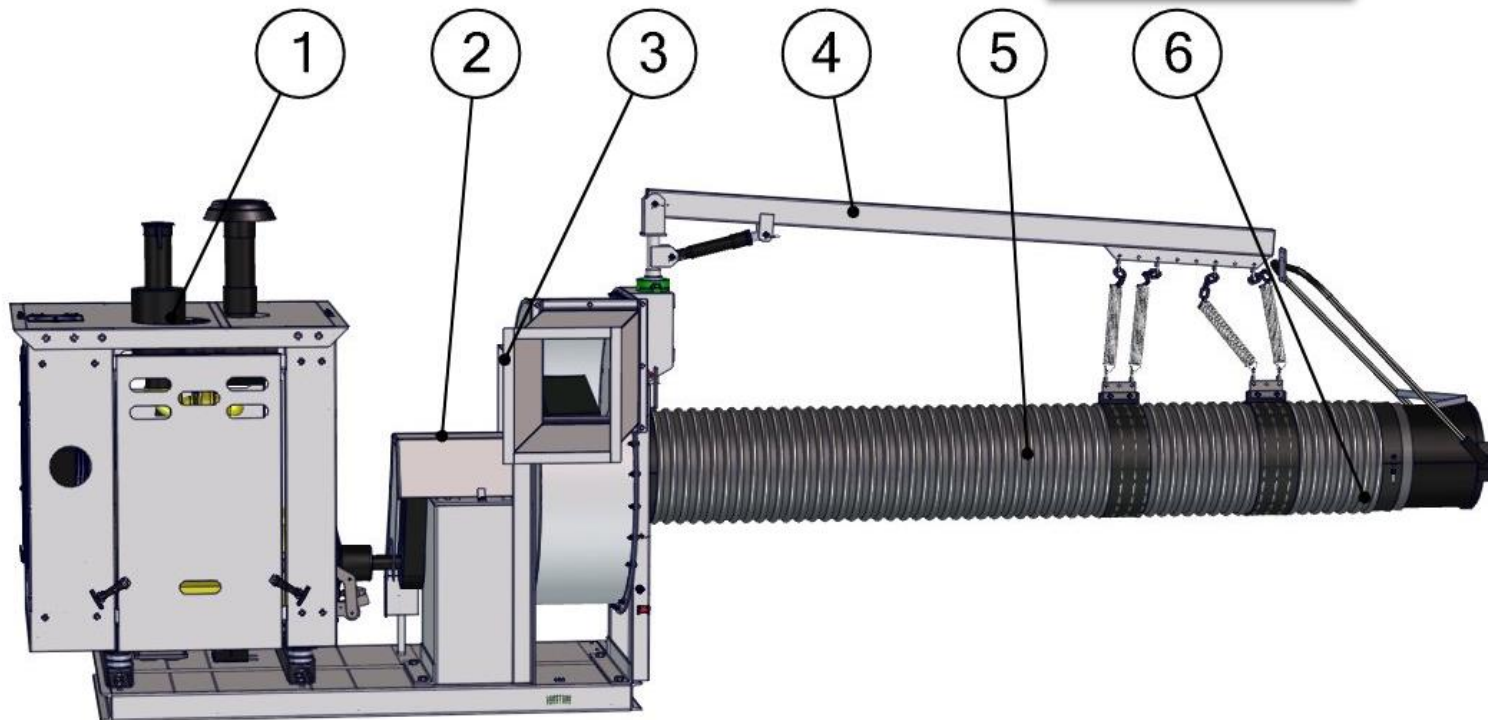
\*\*\*FOR WARNING/NOTICE DECALS THAT ARE MISSING OR NOT LEGIBLE, OR FOR MANUAL REPLACEMENT COPIES,  
OR IF YOU HAVE QUESTIONS OR CONCERNS CONTACT FORT MILLER FAB3\*\*\*  
(518)-584-4400 or [www.fmfab3.com](http://www.fmfab3.com)

# TARCO® PAK - MOR

## TABLE OF CONTENTS

Cover Page .....	1
Important Safety Information .....	2
Table of Contents .....	10
PAK-MOR .....	11
Safety Switch.....	12
Decal Location .....	14
Decal Identification .....	18

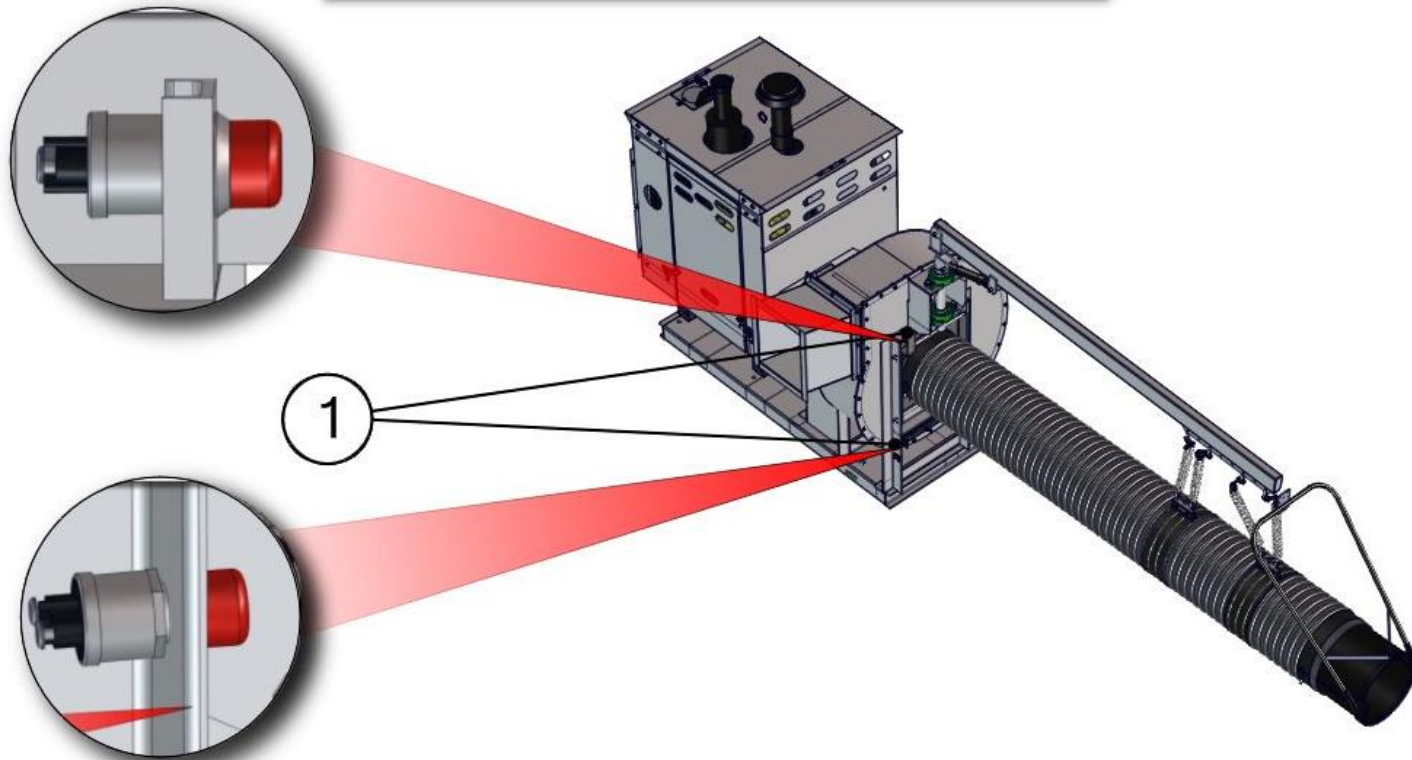
# PAK - MOR



BOM ID	Description
1	ENGINE ENCLOSURE
2	BELT GUARD ASSEMBLY
3	SUCT HOUSING COVER & PEDESTAL
4	OVER HEAD BOOM ARM

BOM ID	Description
5	LEAF HOSE
6	SUCTION NOZZLE

## SAFETY SWITCH LOCATION

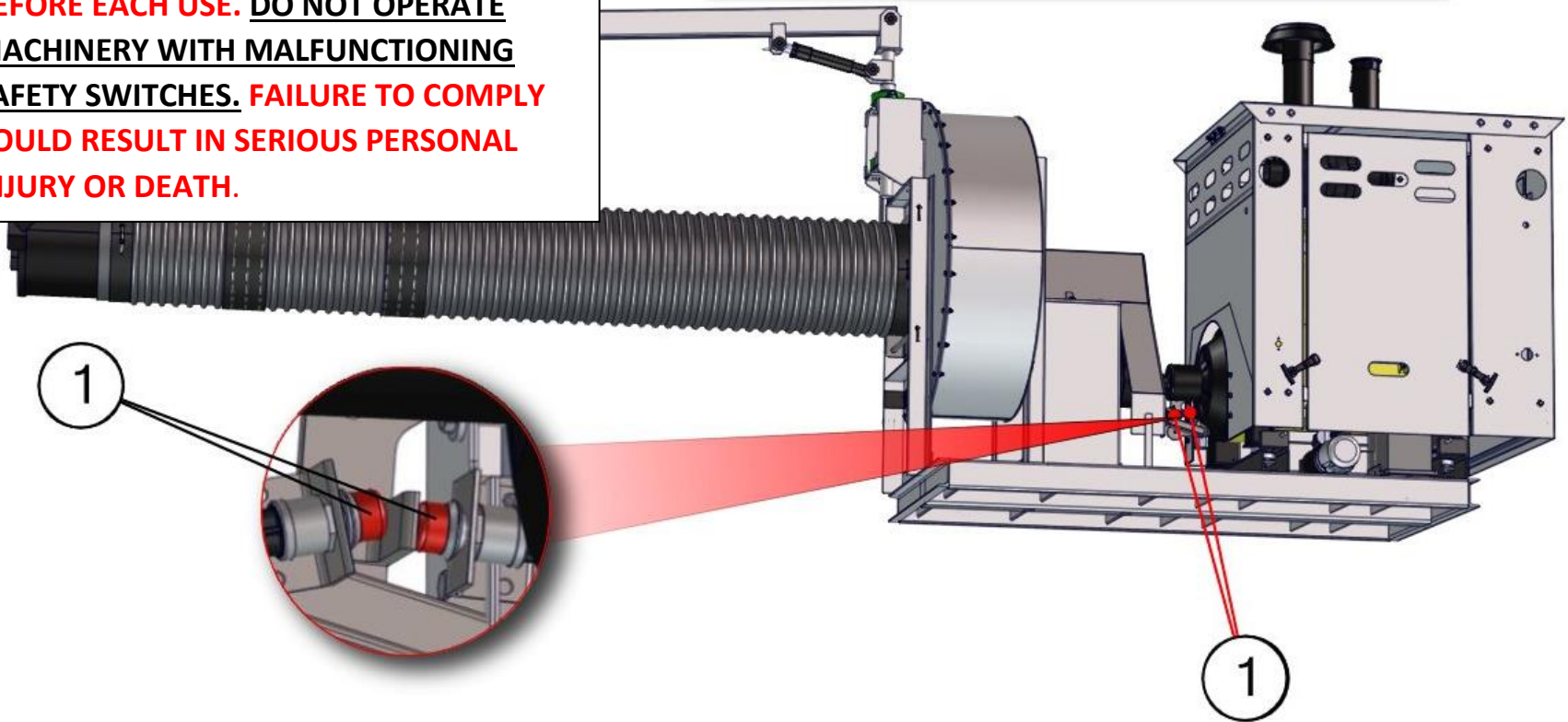


BOM ID	JDENumber (config)	Description	Qty
1	32314	SAFETY SWITCH	2

**⚠ WARNING** SAFETY SWITCHES NEED TO BE CHECKED FOR CORRECT OPERATION BEFORE EACH USE. DO NOT OPERATE MACHINERY WITH MALFUNCTIONING SAFETY SWITCHES. FAILURE TO COMPLY COULD RESULT IN SERIOUS PERSONAL INJURY OR DEATH.

**⚠️ WARNING** SAFETY SWITCHES NEED TO BE CHECKED FOR CORRECT OPERATION BEFORE EACH USE. DO NOT OPERATE MACHINERY WITH MALFUNCTIONING SAFETY SWITCHES. FAILURE TO COMPLY COULD RESULT IN SERIOUS PERSONAL INJURY OR DEATH.

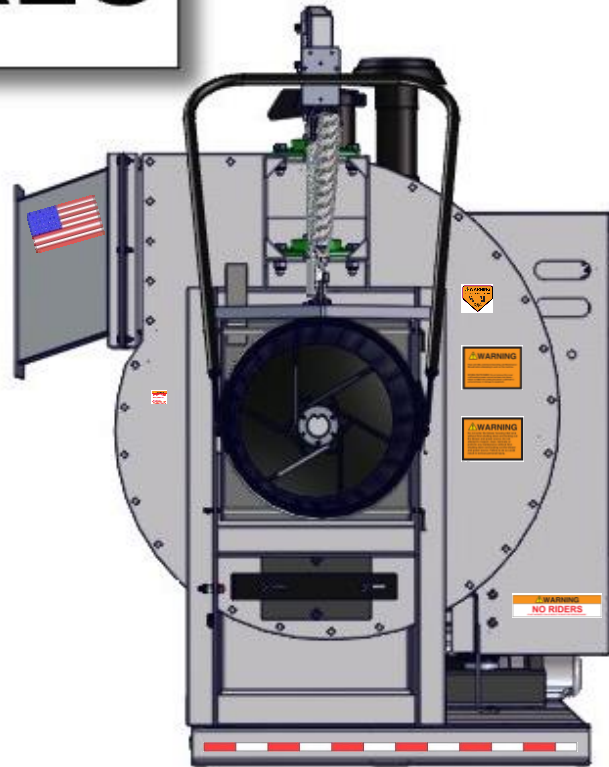
## SAFETY SWITCH LOCATION




BOM ID	JDENumber (config)	Description (config)	Qty
1	32314	SWITCH, SAFETY	2



# DECALS



# DECALS

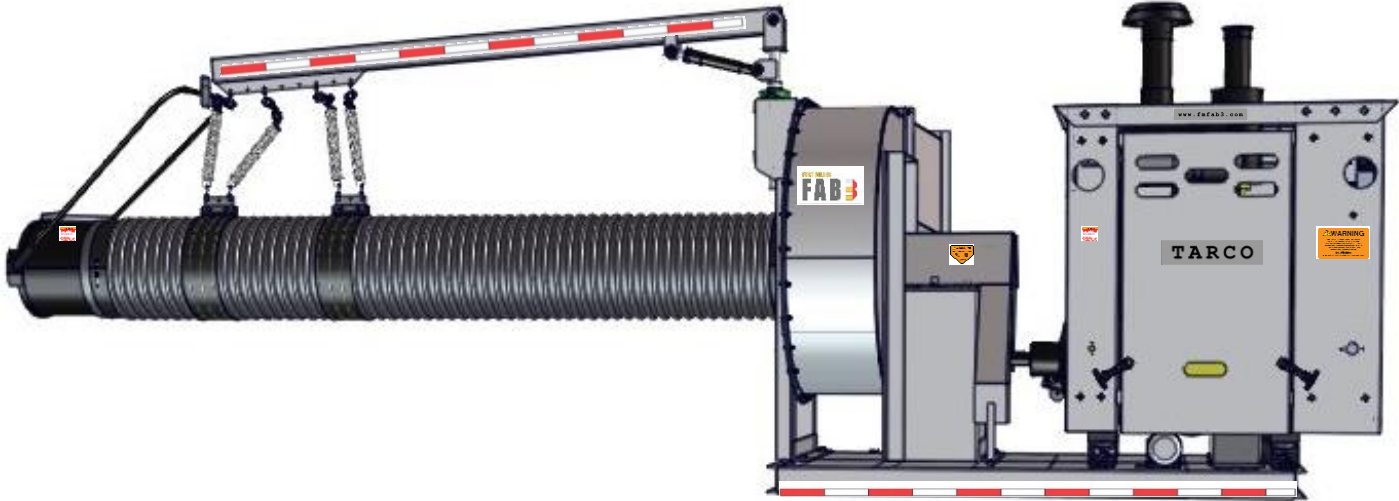





# DECALS



# DECALS



## DECAL IDENTIFICATION

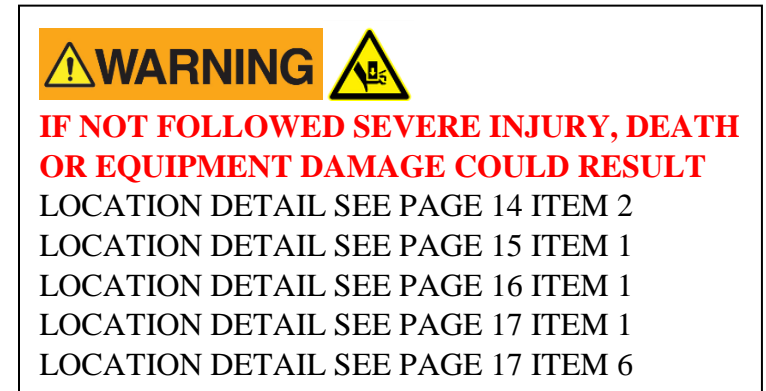


**COMPANY LOGO**  
LOCATION DETAIL SEE PAGE 17 ITEM 3

JDE# 29759 (7500-1) QTY=1



JDE# 27507 (7500-36) QTY=5

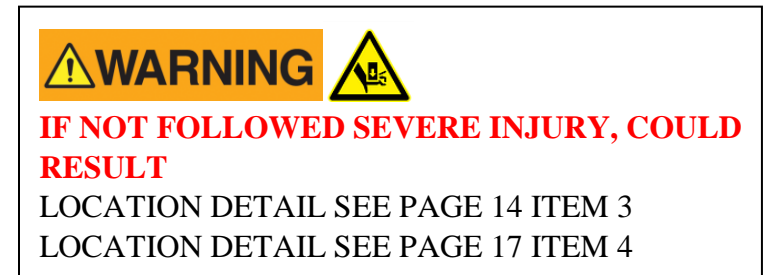
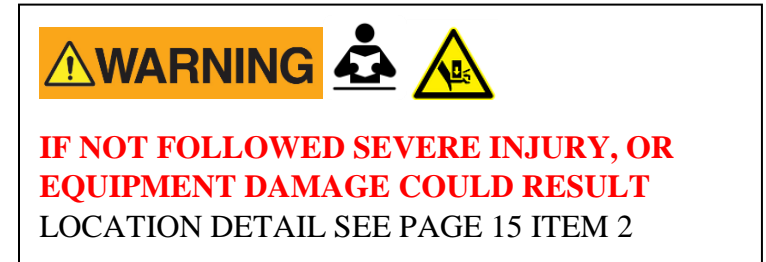




JDE# 27542 (7500-43) QTY=1




JDE# 27561 (7500-87) QTY=2





JDE# 27569 (7500-89) QTY=2



JDE# 27571 (7500-90) QTY=1

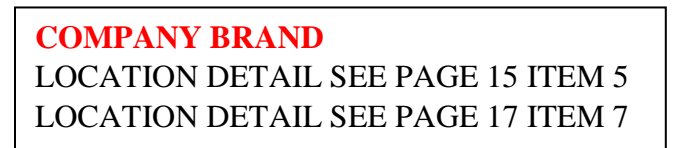




JDE# 27713 (7500-98) QTY=1

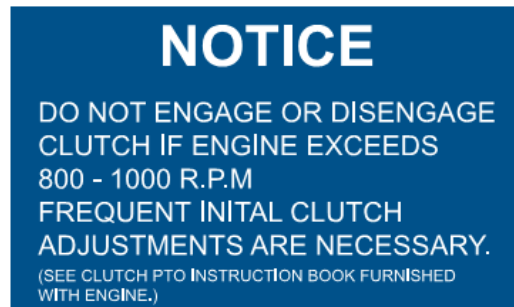
**TARCO**

JDE# 27585 (7500-94) QTY=2

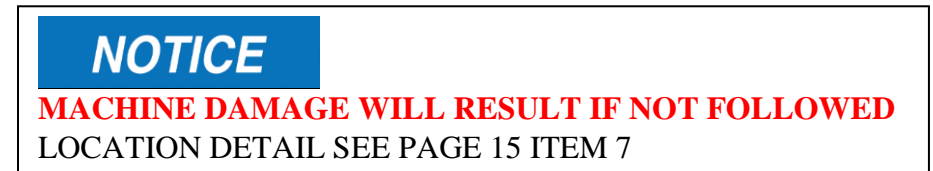




JDE# 27488 (7500-102) QTY=2



JDE# 27503 (7500-34) QTY=1





JDE# 27548 (7500-46) QTY=1



JDE# 27517 (7500-41) QTY=1





[www.fmfab3.com](http://www.fmfab3.com)

JDE# 29761 (7500-101) QTY=1

**CONTACT INFORMATION**

LOCATION DETAIL SEE PAGE 15 ITEM 4  
LOCATION DETAIL SEE PAGE 17 ITEM 5



JDE# 28318 (60033-56) QTY=

 **CAUTION**

**USE CAUTION POTENTIAL HAZARD**

LOCATION DETAIL SEE PAGE 14 ITEM 7  
LOCATION DETAIL SEE PAGE 15 ITEM 6  
LOCATION DETAIL SEE PAGE 15 ITEM 8  
LOCATION DETAIL SEE PAGE 16 ITEM 4  
LOCATION DETAIL SEE PAGE 17 ITEM 2  
LOCATION DETAIL SEE PAGE 17 ITEM 8