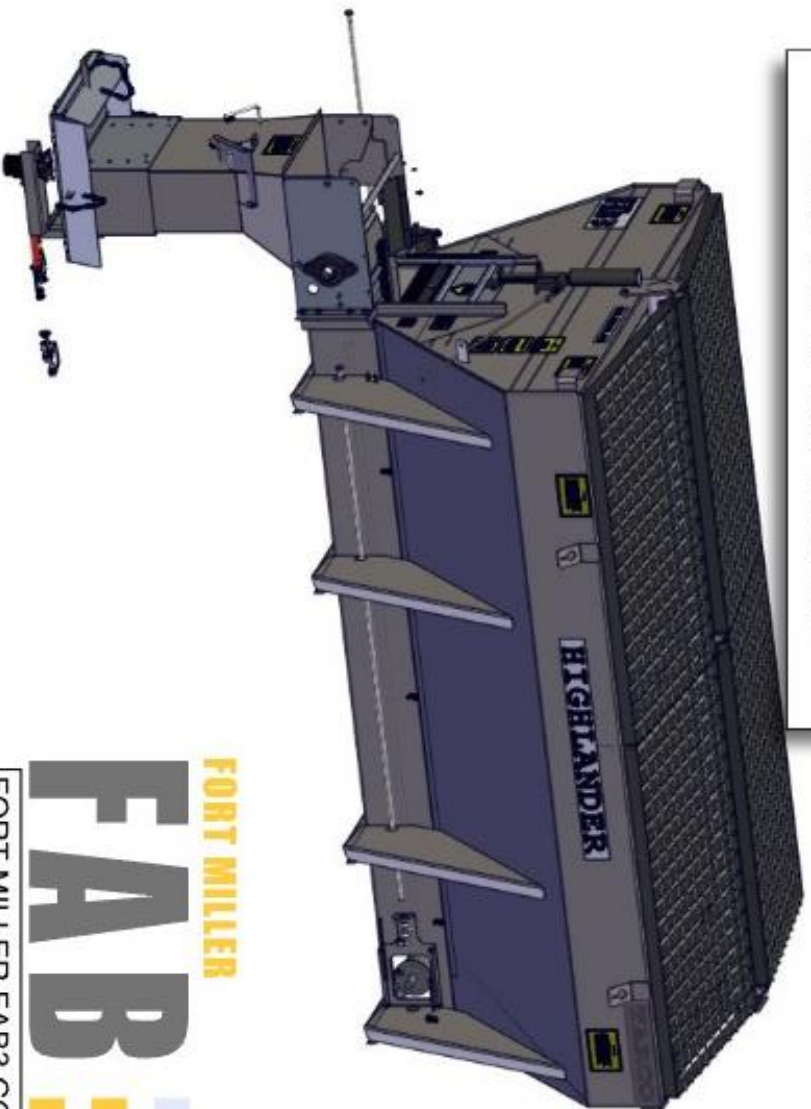


**\*\* KEEP THIS MANUAL \*\***

# TARCO® HIGHLANDER SAFETY MANUAL




**FORT MILLER**  
**FAB3**

FORT MILLER FAB3 CORP.  
678 WILBUR AVE.  
GREENWICH, NY 12834  
[www.fmfab3.com](http://www.fmfab3.com)  
TEL. 518-584-4400  
FAX. 518-584-6630

## **WARNING**

Read and understand operator's manual before using this equipment.

Failure to follow operating instructions could result in death or serious injury.



**\*\*IMPORTANT SAFETY INFORMATION\*\***



FORT MILLER FAB3 CORP.  
678 WILBUR AVE.  
GREENWICH, NY 12834  
www.fmfab3.com  
TEL. 518-584-4400  
FAX. 518-584-6630

Thank you and congratulations on your recent purchase.  
Please take time reading and understanding the manual before operating the equipment.  
Fill in the following information, so that it is at hand when needed.

MODEL \_\_\_\_\_  
SERIAL NO. \_\_\_\_\_  
DATE OF PURCHASE \_\_\_\_\_



**\*\*\*The operator must carefully read and follow any warnings, safety sign and instructions provided with or located on the equipment.\*\*\***

**\*\*\*Please keep a copy of the manual in the cab so that it may be consulted by the operator.\*\*\***






**\*\*\*Do not allow untrained operators to use this equipment as serious injury, death or equipment damage could result.\*\*\***

\*\*\*FOR WARNING/NOTICE DECALS THAT ARE MISSING OR NOT LEGIBLE, OR FOR MANUAL REPLACEMENT COPIES, OR IF YOU HAVE QUESTIONS OR CONCERNS CONTACT FORT MILLER FAB3\*\*\*  
(518)-584-4400 or [www.fmfab3.com](http://www.fmfab3.com)

**\*\*IMPORTANT SAFETY INFORMATION\*\***

**SIGNAL WORD DEFINITIONS**

*\*SYMBOLS USED IN THE MANUAL AND ON THE MACHINERY\**

|   |  |
|---|--|
|    | <b>SAFETY ALERT SYMBOL USED TO ALERT OF POTENTIAL PERSONAL INJURY HAZARDS. OBEY ALL SAFETY MESSAGES THAT FOLLOW THIS SYMBOL TO AVOID POSSIBLE INJURY OR DEATH.</b> |
|    | <b>DANGER INDICATES A HAZARDOUS SITUATION WHICH, IF NOT AVOIDED, WILL RESULT IN DEATH OR SERIOUS INJURY.</b>   |
|    | <b>WARNING INDICATES A HAZARDOUS SITUATION WHICH, IF NOT AVOIDED, COULD RESULT IN DEATH OR SERIOUS INJURY.</b>   |
|    | <b>CAUTION USED WITH THE SAFETY ALERT SYMBOL, INDICATES A HAZARDOUS SITUATION WHICH, IF NOT AVOIDED, COULD RESULT IN MINOR OR MODERATE INJURY.</b>                 |
|  | <b>NOTICE IS USED TO ADDRESS PRACTICES NOT RELATED TO PERSONAL INJURY.</b>   |

**\*\*\*FOR WARNING/NOTICE DECALS THAT ARE MISSING OR NOT LEGIBLE, OR FOR MANUAL REPLACEMENT COPIES, OR IF YOU HAVE QUESTIONS OR CONCERNS CONTACT FORT MILLER FAB3\*\*\***

(518)-584-4400 or [www.fmfab3.com](http://www.fmfab3.com)

**\*\*IMPORTANT SAFETY INFORMATION\*\***



**A WARNING SYMBOL INDICATES A HAZARDOUS SITUATION WHICH, IF NOT AVOIDED, COULD RESULT IN SERIOUS INJURY OR DEATH.**

- **⚠ WARNING** DO NOT OPERATE MACHINERY WITHOUT READING AND UNDERSTANDING THIS MANUAL. **FAILURE TO FOLLOW THIS INFORMATION CAN LEAD TO MACHINE DAMAGE, SERIOUS INJURY, OR EVEN DEATH.**
- **⚠ WARNING** USE ALL MACHINERY FOR ITS INTENDED USE. **FAILURE TO FOLLOW THIS INFORMATION CAN LEAD TO MACHINE DAMAGE, SERIOUS INJURY, OR EVEN DEATH.**
- **⚠ WARNING** DO NOT MODIFY EQUIPMENT. **FAILURE TO FOLLOW THIS INFORMATION CAN LEAD TO MACHINE DAMAGE, SERIOUS INJURY, OR EVEN DEATH.**
- **⚠ WARNING** ANY MISS USE OR MODIFICATION TO THE EQUIPMENT **CAN LEAD TO MACHINE DAMAGE, SERIOUS INJURY, OR EVEN DEATH.**
- **⚠ WARNING** DO NOT RIDE ON MACHINERY. **FAILURE TO FOLLOW THIS INFORMATION CAN LEAD TO MACHINE DAMAGE, SERIOUS INJURY, OR EVEN DEATH.**

\*\*\*FOR WARNING/NOTICE DECALS THAT ARE MISSING OR NOT LEGIBLE, OR FOR MANUAL REPLACEMENT COPIES, OR IF YOU HAVE QUESTIONS OR CONCERNS CONTACT FORT MILLER FAB3\*\*\*  
(518)-584-4400 or [www.fmfab3.com](http://www.fmfab3.com)

**\*\*IMPORTANT SAFETY INFORMATION\*\***

**IMPORTANT SAFETY INFORMATION**

**TO THE OPERATOR**

Prior to using the TARCO® TYPHOON, you must be properly trained in the full operation of this machine. This would include but not be limited to a complete review of the operating and safety manual and a complete understanding of all safety procedures including the safety decals and information on this machine. If there is something you do not understand, ask your supervisor to explain it to you. If you require additional manuals or decals, please contact your dealer or the manufacturer.

Make sure all the manufacturers' protective guards, shields, and screens are in good repair, in place, and securely fastened. Damaged, missing, or weakened safety components can create a hazardous situation for the operator. NEVER remove or modify any safety components on this equipment.

Wear all the protective clothing and personal safety devices issued to you or called for by the job conditions. This may include but is not limited to a hard hat, safety shoes, safety glasses or goggles, heavy gloves, hearing protection, reflective clothing or wet weather gear. Remember, you are responsible for your safety and that of your co-workers. Good safety practices protect you and the people around you.

**NEVER ride on any part of the equipment or trailer when operating the machine or at any time. Never modify the machine for riders in any way. Prior to operating this machine, be certain that all operators can ride safely in the truck or vehicle being used to trailer the machine. If your machine has been altered to accommodate riders, remove these alterations immediately as this can result in serious injury or death. A "NO RIDERS" decal should be in place. Please request these from your dealer or use the web to contact and request them from Fort Miller FAB3 Corp. (518)-584-4400 or [www.fmfab3.com](http://www.fmfab3.com).**

**\*\*IMPORTANT SAFETY INFORMATION\*\***

## **A WORD ABOUT SAFETY:**

The TARCO® Highlander spreader/hopper described in this manual is normally operated during bad weather such as snow & ice conditions. Due to these operating conditions it is important that you the operator use good safety practices at all times to protect yourself, co-workers, and others when operating this machine.

It is not practical or possible to warn you about all the hazards associated with the operation and maintenance of this machine. You must use your own good judgement supplemented with the information found on the safety decals, instructions in this manual, your employer's safety programs, safety codes, local, state/provincial, and federal laws, rules and regulations.

When performing maintenance on the machine, trouble shooting the operations of the machine, loading the machine with material or operating the machine observe & obey all safety decals on the machine and warnings listed in the manual. Failure to do this could result in serious injury or death to you or others.

Remember at all times that as the operator, you are responsible for the safe operation of this equipment and are responsible for the safety of others. Good safety practices not only protect you but also protect the people around you.

**\*\*\*FOR WARNING/NOTICE DECALS THAT ARE MISSING OR NOT LEGIBLE, OR FOR MANUAL REPLACEMENT COPIES,  
OR IF YOU HAVE QUESTIONS OR CONCERNS CONTACT FORT MILLER FAB3\*\*\*  
(518)-584-4400 or [www.fmfab3.com](http://www.fmfab3.com)**

**\*\*IMPORTANT SAFETY INFORMATION\*\***



**A WARNING SYMBOL INDICATES A HAZARDOUS SITUATION WHICH, IF NOT AVOIDED, COULD RESULT IN SERIOUS INJURY OR DEATH**



**⚠ WARNING** DO NOT operate unit without wearing proper safety equipment as described in this manual.

**⚠ WARNING** DO NOT operate, maintain or repair this unit without fully reading and understanding ALL aspects of this manual.

**⚠ WARNING** DO NOT lubricate, make any adjustment or repairs before proper LOCK OUT/TAG OUT is performed.

**⚠ WARNING** DO NOT operate the unit while under the influence of alcohol, drugs, or any medication that could impair operating abilities.

**⚠ WARNING** DO NOT operate the unit with ANY guards or safety devices broken, missing, or inoperable.

**⚠ WARNING** DO NOT operate the unit without fully inspecting the unit for any damage or leakage.

**⚠ WARNING** DO NOT use equipment that is not safe.

**⚠ WARNING** DO NOT operate the unit if all operating controls and safety devices are not in good working order.

**⚠ WARNING** DO NOT operate unit in a state of disrepair.

**⚠ WARNING** DO NOT ride, sit or stand on the unit while in use.

**⚠ WARNING** DO NOT place hands or feet near moving or rotating parts.

**\*\*\*FOR WARNING/NOTICE DECALS THAT ARE MISSING OR NOT LEGIBLE, OR FOR MANUAL REPLACEMENT COPIES, OR IF YOU HAVE QUESTIONS OR CONCERNS CONTACT FORT MILLER FAB3\*\*\***

(518)-584-4400 or [www.fmfab3.com](http://www.fmfab3.com)

**\*\*IMPORTANT SAFETY INFORMATION\*\***

**⚠ WARNING** DO NOT jump from the vehicle.

**⚠ WARNING** DO NOT allow personnel to ride anywhere, except in the cab, when the unit or vehicle is in operation.

**⚠ WARNING** DO NOT modify the unit for any reason to allow for riders.

**⚠ WARNING** DO NOT exceed weight limitations.

**⚠ WARNING** DO NOT smoke or weld near the unit.

**⚠ WARNING** DO NOT leave machine running unattended.

**⚠ WARNING** DO NOT park unit on a steep grade or slope.

**⚠ WARNING** DO NOT make UNAUTHORIZED modifications to the spreader and components may impair the function and safety of the machine.

**⚠ WARNING** DO NOT let persons install, mount, operate, or service this equipment without being properly trained.

**⚠ WARNING** DO NOT climb on the machine to clear it.

**⚠ WARNING** DO NOT let anyone operate this equipment without proper training.

**⚠ WARNING** DO NOT access the hopper without a proper safety platform equipped and with proper fall protection equipment.

\*\*\*FOR WARNING/NOTICE DECALS THAT ARE MISSING OR NOT LEGIBLE, OR FOR MANUAL REPLACEMENT COPIES, OR IF YOU HAVE QUESTIONS OR CONCERNS CONTACT FORT MILLER FAB3\*\*\*


(518)-584-4400 or [www.fmfab3.com](http://www.fmfab3.com)




**\*\*IMPORTANT SAFETY INFORMATION\*\***


 **WARNING**


**WARNING INDICATES A HAZARDOUS SITUATION WHICH, IF NOT AVOIDED, COULD RESULT IN SERIOUS INJURY OR DEATH**


 **WARNING** **DO** wear proper safety equipment as described in this manual.


 **WARNING** **DO** completely read and understand the owner's manual before operating, maintaining, or repairing this equipment.

 **WARNING** **DO** perform proper LOCK OUT/TAG OUT before any adjustment or repairs are made.


 **WARNING** **DO** remove the negative battery cable before doing any maintenance on the unit.


 **WARNING** **DO** follow and obey ALL safety regulations.


 **WARNING** **DO** replace any worn or missing safety decals immediately, for replacements (518)584-4400 or at [www.fmfab3.com](http://www.fmfab3.com)

 **WARNING** **DO** completely inspect the unit before leaving the service garage.

 **WARNING** **DO** watch for pedestrians, animals, and other foreign objects when operating this unit.


 **WARNING** **DO** completely disengage all power to the spreader, turn off the ignition, and remove the key before leaving the truck.

 **WARNING** **DO** keep the spreader and surrounding area clear of personnel and property while in operation.


 **WARNING** **DO** use care when mounting and dismounting the spreader from the truck.

\*\*\*FOR WARNING/NOTICE DECALS THAT ARE MISSING OR NOT LEGIBLE, OR FOR MANUAL REPLACEMENT COPIES, OR IF YOU HAVE QUESTIONS OR CONCERNS CONTACT FORT MILLER FAB3\*\*\*  
(518)-584-4400 or [www.fmfab3.com](http://www.fmfab3.com)

**\*\*IMPORTANT SAFETY INFORMATION\*\***


 **WARNING** **DO** keep the spreader and components in proper working condition.


 **WARNING** **DO** observe and obey all warning and safety decals displayed on the machine.


 **WARNING** **DO** always use a funnel for filling fuel tank and do not over fill the tank. Always be sure the engine is off when re-fueling.



**DANGER INDICATES A HAZARDOUS SITUATION WHICH, IF NOT AVOIDED, WILL RESULT IN SERIOUS INJURY OR DEATH**

 **DANGER** When any mechanism, the conveyor chain, spinner assembly, top screen or other moving part becomes jammed or clogged use proper LOCK OUT/TAG OUT procedures to lock out all power sources before attempting to clear blockage.

 **DANGER** The conveyor and spinner drive assemblies transmit great amounts of power and are hazardous when in operation. All maintenance, inspections, or operator adjustments must be made with the power off, and proper LOCK OUT/TAG OUT procedures must be followed. All safety guards and shields must be reinstalled prior to use.

 **DANGER** When traveling, especially loaded, the unit may have a high center of gravity and caution should be exercised, especially when turning or driving on banked surfaces.

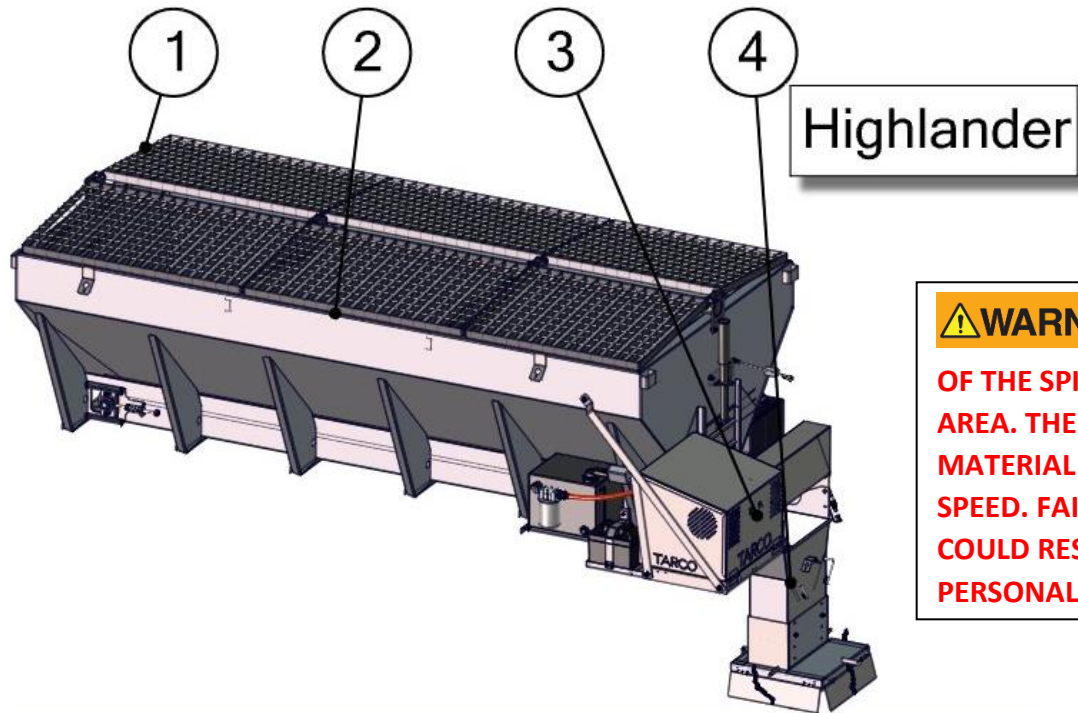
\*\*\*FOR WARNING/NOTICE DECALS THAT ARE MISSING OR NOT LEGIBLE, OR FOR MANUAL REPLACEMENT COPIES, OR IF YOU HAVE QUESTIONS OR CONCERNS CONTACT FORT MILLER FAB3\*\*\*

(518)-584-4400 or [www.fmfab3.com](http://www.fmfab3.com)

# TARCO® HIGHLANDER

## TABLE OF CONTENTS

|                                    |    |
|------------------------------------|----|
| Cover Page .....                   | *  |
| Important Safety information ..... | 1  |
| Table of Contents .....            | 10 |
| Highlander .....                   | 11 |
| Lights .....                       | 12 |
| Decal Location .....               | 14 |
| Decal Identification .....         | 18 |

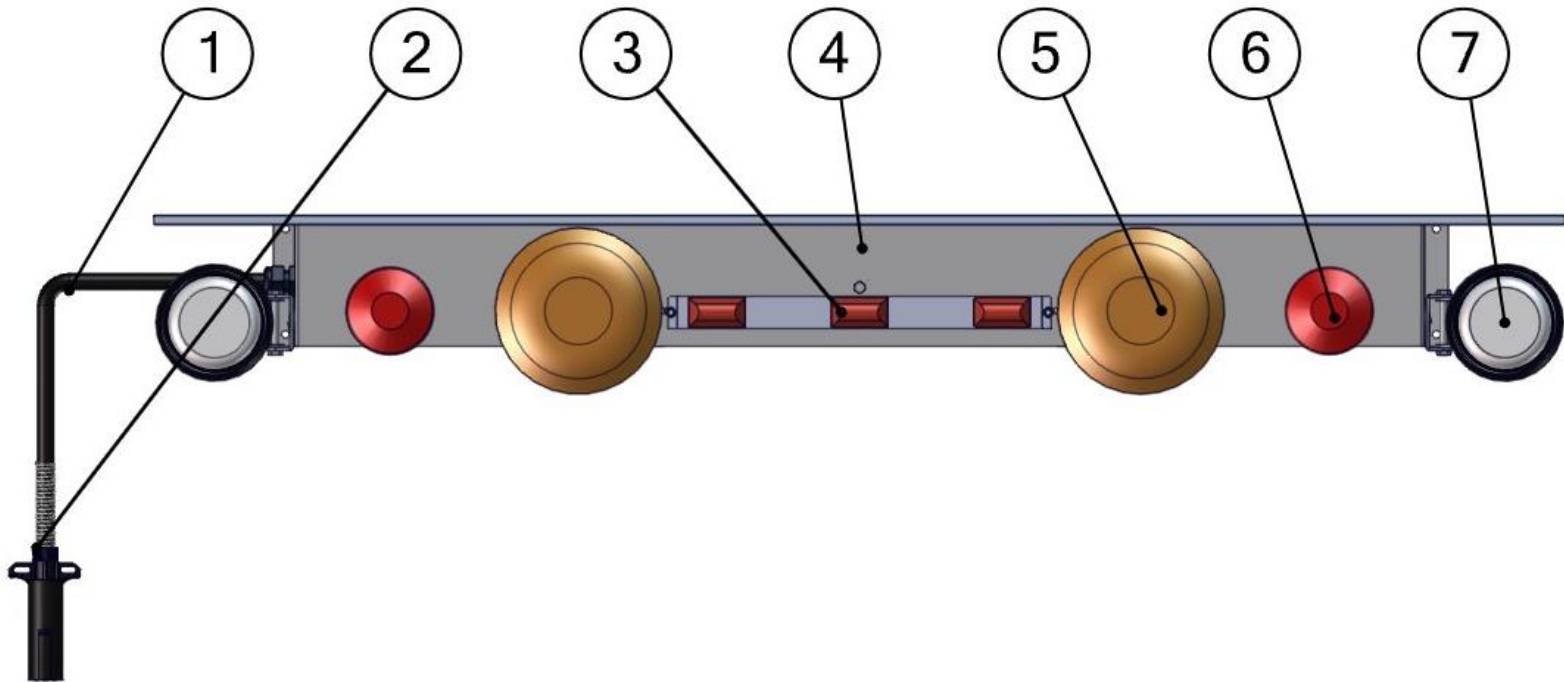


**⚠️ WARNING** STAY CLEAR OF THE SPINNER OPERATING AREA. THE SPINNER THROWS MATERIAL AT A HIGH RATE OF SPEED. FAILURE TO DO SO COULD RESULT IN SERIOUS PERSONAL INJURY OR DEATH

| BOM ID | Description (config)  |
|--------|-----------------------|
| 1      | HEAVY DUTY TOP SCREEN |
| 2      | HIGHLANDER HOPPER     |
| 3      | ENGINE ENCLOSURE      |
| 4      | SPREADER ASSEMBLY     |

**⚠️ WARNING** USE EXTREME CAUTION IN THE HOPPER AREA SCREENS WILL NOT SUPPORT BODY WEIGHT AND THERE ARE MOVING PARTS IN THE HOPPER. MACHINE TO BE SHUT OFF AND LOCKED OUT BEFORE ENTERING. FAILURE TO DO SO COULD RESULT IN SERIOUS PERSONAL INJURY OR DEATH.

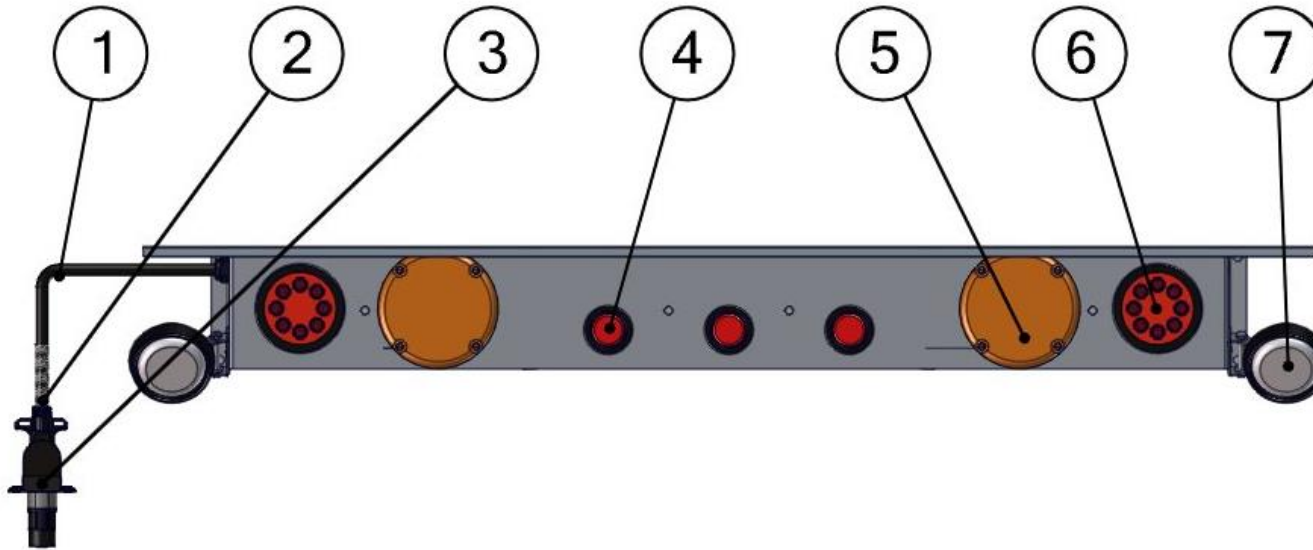
# Incandescent Light Bar



| BOM ID | Description (config)   | JDENumber (config) |
|--------|------------------------|--------------------|
| 1      | WIRE ELECTRICAL 12/7   | 26981              |
| 2      | MALE TRAILER CONNECTOR | 26755              |
| 3      | LIGHT CLUSTER 3 TRUCK  | 26711              |
| 4      | LIGHT BRACKET ASSEMBLY | 27095              |

| BOM ID | Description (config) | JDENumber (config) |
|--------|----------------------|--------------------|
| 5      | LIGHT FLASHER 7"     | SEE TABLE          |
| 6      | LIGHT STOP & TURN    | 26709              |
| 7      | TRACTOR SEALED BEAM  | 28091              |

## LED Light Bar Assembly

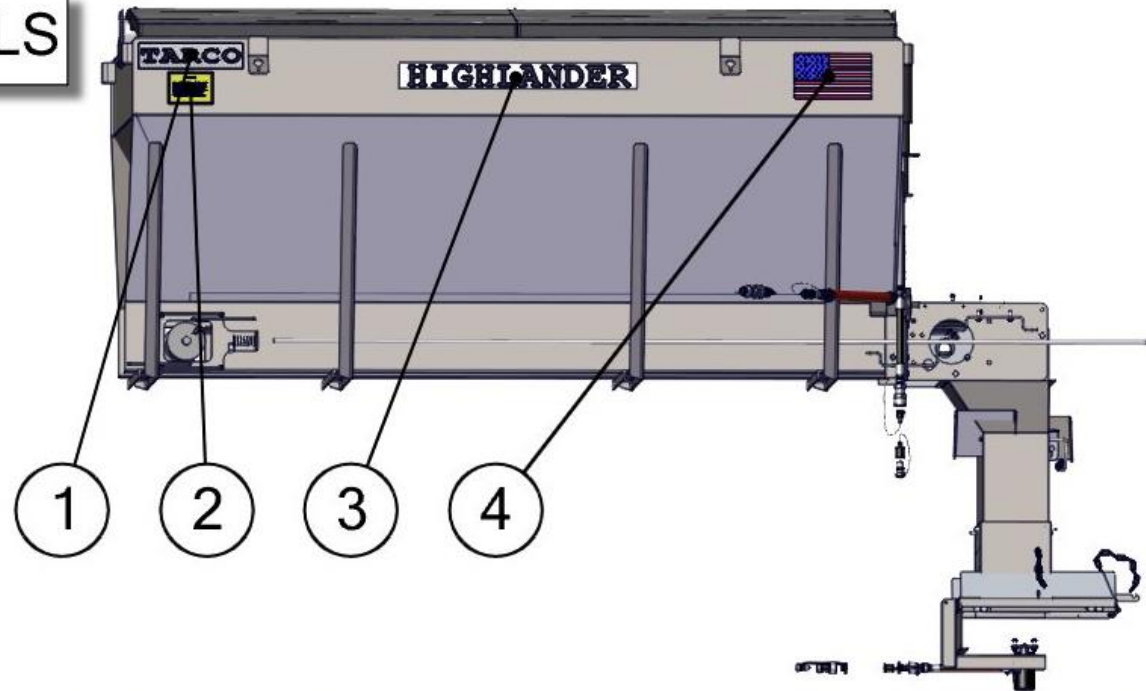


| BOM ID | Description (config)     | JDENumber (config) |
|--------|--------------------------|--------------------|
| 1      | WIRE ELECTRICAL 12/7     | 26981              |
| 2      | MALE TRAILER CONNECTOR   | 26755              |
| 3      | FEMALE CONNECTOR TRAILER | 26697              |
| 4      | LIGHT, 2" LED RED        | 32824              |

| BOM ID | Description (config)       | JDENumber (config) |
|--------|----------------------------|--------------------|
| 5      | FLASHER LIGHT 7" LED AMBER | 32414              |
| 6      | 4" LED RED LIGHT           | 32415              |
| 7      | TRACTOR SEALED BEAM        | 28091              |



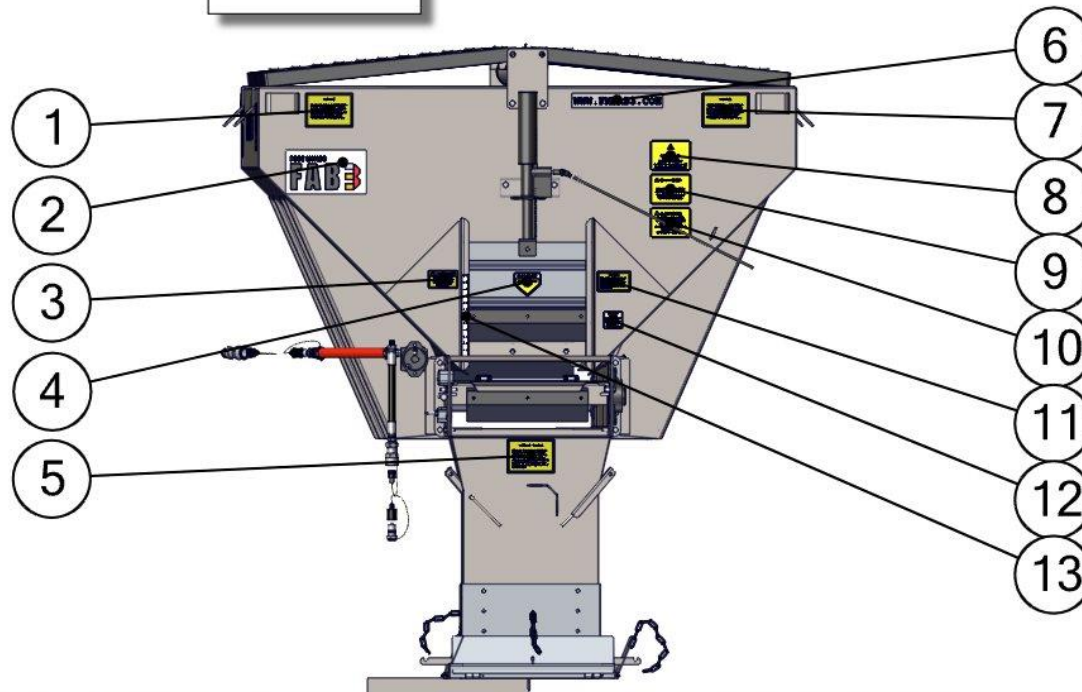
## DECALS



| BOM ID | JDENumber (config) | Description (config)        | Qty |
|--------|--------------------|-----------------------------|-----|
| 1      | 27585              | Decal - Tarco               | 1   |
| 2      | 27544              | Decal - Warning-Use Extreme | 1   |
| 3      | 27511              | Decal - Highlander          | 1   |
| 4      | 27571              | Decal - American Flag       | 1   |

**DO NOT OPERATE EQUIPMENT IF ANY DECALS THAT CAME WITH THE PRODUCT OR WERE LATER SENT TO YOU BY FORT MILLER FAB3 ARE MISSING OR DAMAGED. THE ABOVE DIAGRAM ILLUSTRATES THE LOCATION AND NATURE OF THE WARNINGS THAT MUST BE ON THE PRODUCT: TO OBTAIN REPLACEMENT DECALS THAT ARE MISSING OR DAMAGED CONTACT FORT MILLER FAB3 AT (518)584-4400 OR WWW.FMFAB3.COM**

# DECALS



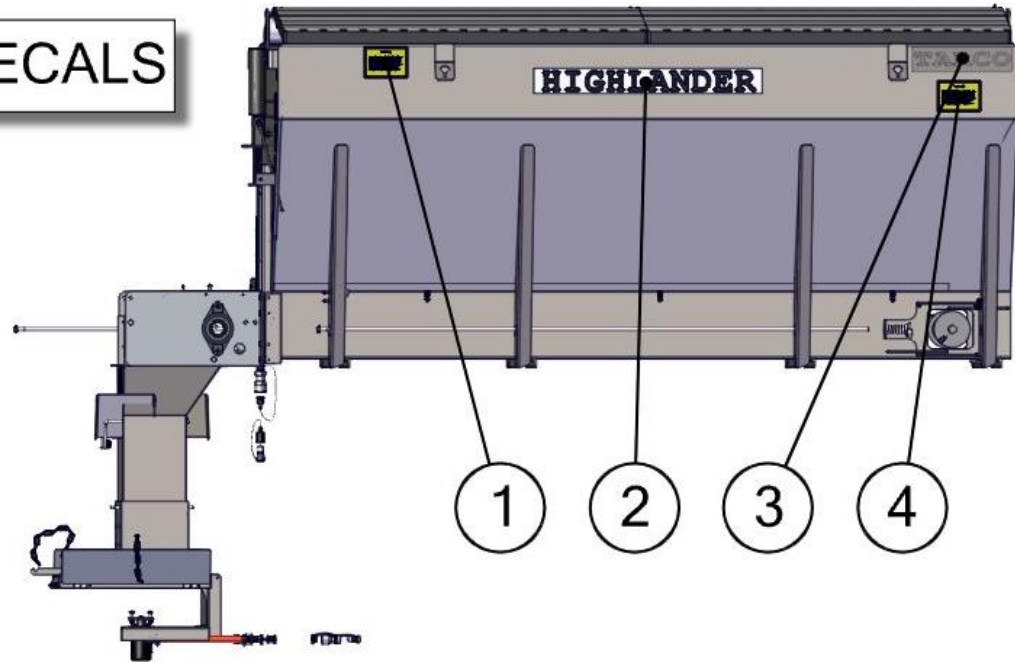
| BOM ID | JDENumber (config) | Description (config)           | Qty |
|--------|--------------------|--------------------------------|-----|
| 1      | 27544              | Decal - Warning-Use Extreme    | 1   |
| 2      | 29759              | Decal - FMFAB3                 | 1   |
| 3      | 27569              | Decal-Warning-Failure to       | 1   |
| 4      | 27561              | Decal - Danger - Keep Hand and | 1   |
| 5      | 27546              | Decal - Warning Danger Stay    | 1   |
| 6      | 29761              | Decal - www.FMFAB3.COM         | 1   |
| 7      | 27544              | Decal - Warning-Use Extreme    | 1   |

| BOM ID | JDENumber (config) | Description (config)         | Qty |
|--------|--------------------|------------------------------|-----|
| 8      | 27713              | Decal - Do Not Operate This  | 1   |
| 9      | 27712              | Decal - Do Not Climb or Work | 1   |
| 10     | 27714              | Decal - Do Not Walk or Work  | 1   |
| 11     | 27542              | Decal - Danger-Before        | 1   |
| 12     | 27507              | Decal - Safety First         | 1   |
| 13     | 27510              | Decal - Flow Gate Tapes      | 1   |

**DO NOT OPERATE EQUIPMENT IF ANY DECALS THAT CAME WITH THE PRODUCT OR WERE LATER SENT TO YOU BY FORT MILLER FAB3 ARE MISSING OR DAMAGED. THE ABOVE DIAGRAM ILLUSTRATES THE LOCATION AND NATURE OF THE WARNINGS THAT MUST BE ON THE PRODUCT: TO OBTAIN REPLACEMENT DECALS THAT ARE MISSING OR DAMAGED CONTACT FORT MILLER FAB3 AT (518)584-4400 OR WWW.FMFAB3.COM**



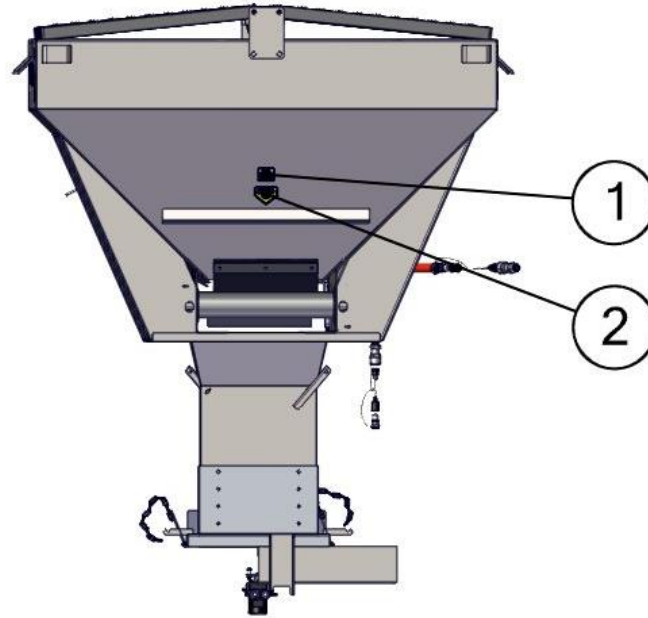
# DECALS



| BOM ID | JDENumber (config) | Description (config)        | Qty |
|--------|--------------------|-----------------------------|-----|
| 1      | 27544              | Decal - Warning-Use Extreme | 1   |
| 2      | 27511              | Decal - Highlander          | 1   |
| 3      | 27585              | Decal - Tarco               | 1   |
| 4      | 27544              | Decal - Warning-Use Extreme | 1   |

**DO NOT OPERATE EQUIPMENT IF ANY DECALS THAT CAME WITH THE PRODUCT OR WERE LATER SENT TO YOU BY FORT MILLER FAB3 ARE MISSING OR DAMAGED. THE ABOVE DIAGRAM ILLUSTRATES THE LOCATION AND NATURE OF THE WARNINGS THAT MUST BE ON THE PRODUCT: TO OBTAIN REPLACEMENT DECALS THAT ARE MISSING OR DAMAGED CONTACT FORT MILLER FAB3 AT (518)584-4400 OR WWW.FMFAB3.COM**

## DECALS



| BOM ID | JDENumber (config) | Description (config)           | Qty |
|--------|--------------------|--------------------------------|-----|
| 1      | 27507              | Decal - Safety First           | 1   |
| 2      | 27561              | Decal - Danger - Keep Hand and | 1   |

**DO NOT OPERATE EQUIPMENT IF ANY DECALS THAT CAME WITH THE PRODUCT OR WERE LATER SENT TO YOU BY FORT MILLER FAB3 ARE MISSING OR DAMAGED. THE ABOVE DIAGRAM ILLUSTRATES THE LOCATION AND NATURE OF THE WARNINGS THAT MUST BE ON THE PRODUCT: TO OBTAIN REPLACEMENT DECALS THAT ARE MISSING OR DAMAGED CONTACT FORT MILLER FAB3 AT (518)584-4400 OR WWW.FMFAB3.COM**

# DECAL IDENTIFICATION



JDE# 27507 (7500-36) QTY=2



JDE# 27542 (7500-43) QTY=1






JDE# 27546 (7500-45) QTY=1



JDE# 27561 (7500-87) QTY=2





JDE# 27571 (7500-90) QTY=1

**MADE IN THE USA**  
LOCATION DETAIL SEE PAGE 14 ITEM 4



JDE# 27712 (7500-97) QTY=1





JDE# 27713 (7500-98) QTY=1



JDE# 27510 (7500-38) QTY=1

**HIGHLANDER**

JDE# 27511 (7500-4) QTY=2

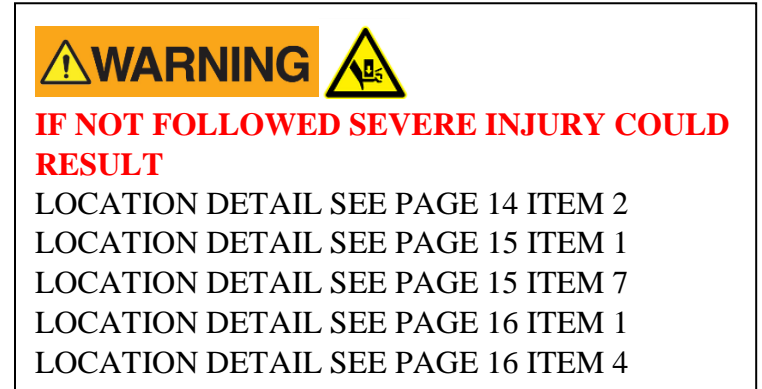





JDE# 27544 (7500-44) QTY=5



JDE# 27585 (7500-94) QTY=2





JDE# 29759 (7500-1) QTY=1

[www.fmfab3.com](http://www.fmfab3.com)

JDE# 29761 (7500-101) QTY=1

**COMPANY LOGO**

LOCATION DETAIL SEE PAGE 15 ITEM 2

**CONTACT INFORMATION**

LOCATION DETAIL SEE PAGE 15 ITEM 6





JDE# 27569 (7500-89) QTY=1



JDE# 27714 (7500-97) QTY=1

